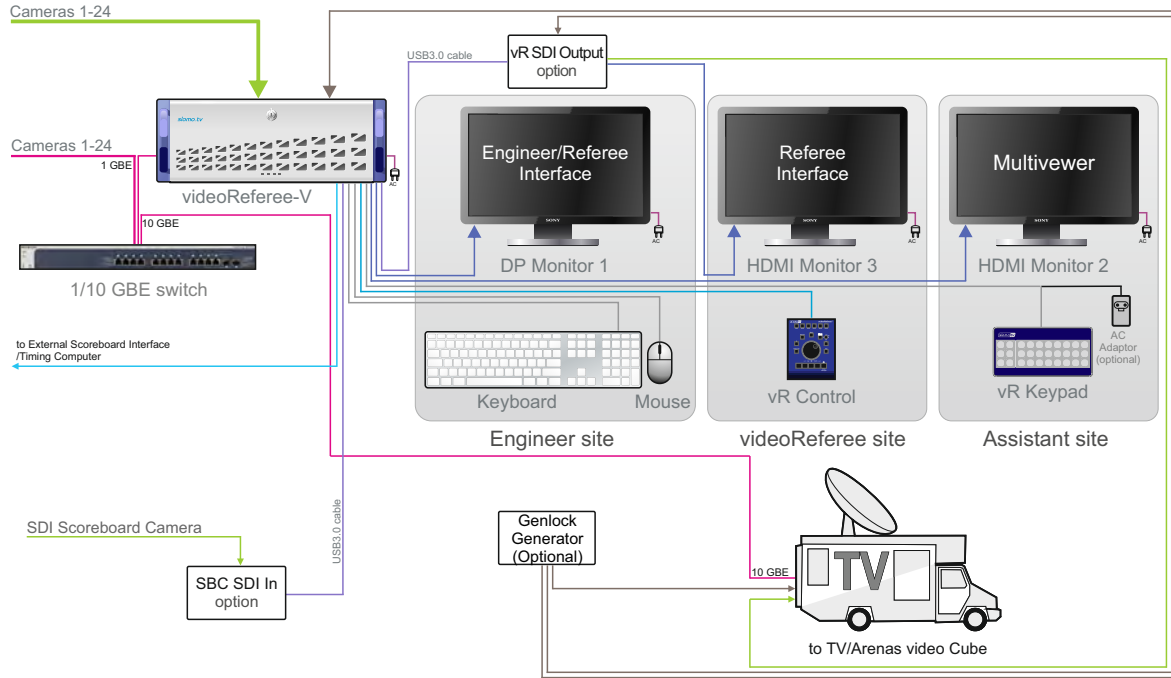


### videoReferee®-V with referee's and assistant workplaces

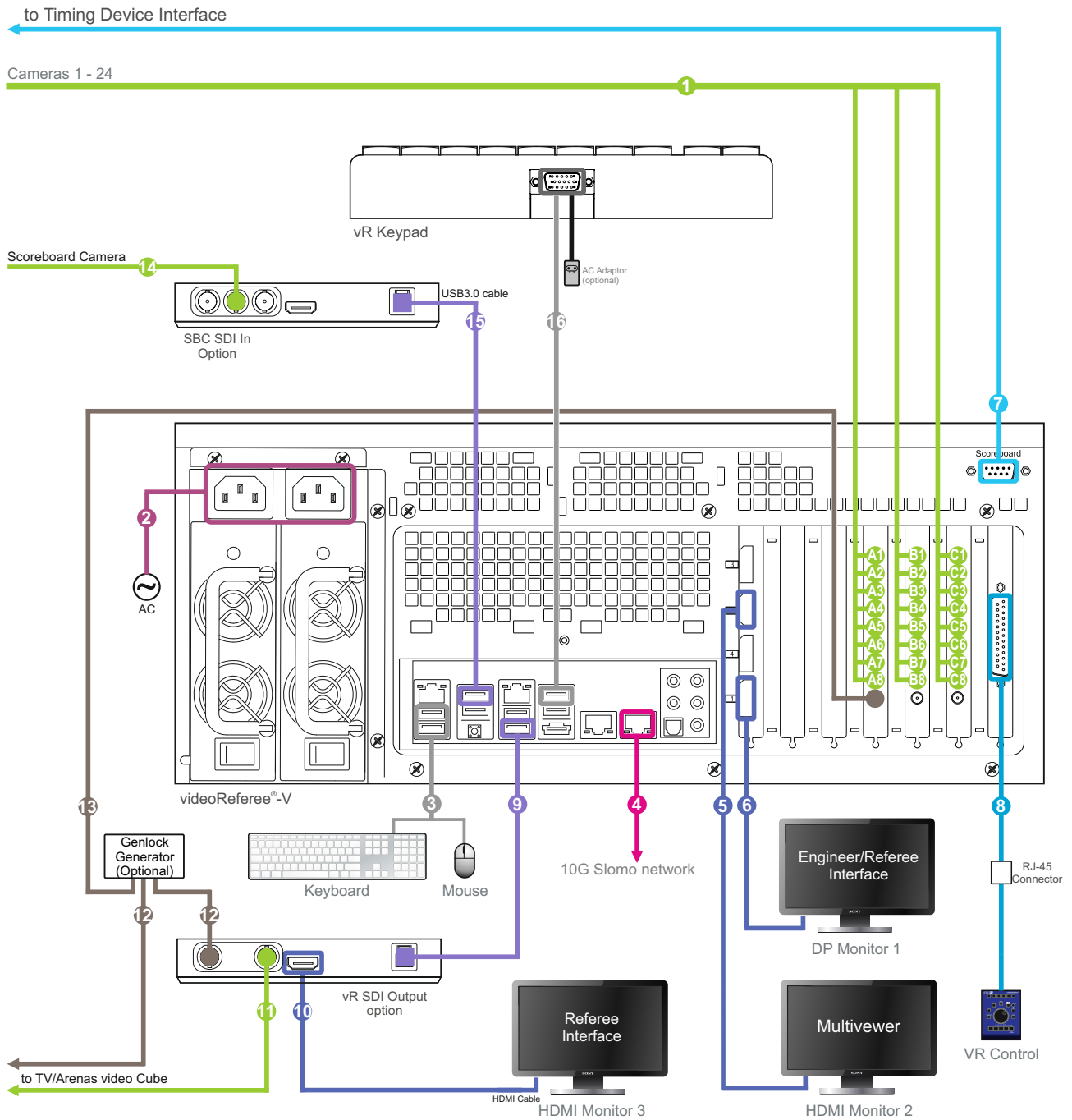
24-channel system for sports video-judging with specialized remote controllers (vR Control + vR-Keypad). Records 8 3G/HD/720p SDI camera inputs.

Optional integration with scoreboard controller and HDMI out for additional monitor.




# videoReferee®-V with referee's and assistant workplaces

connection diagram



- 1 - SDI Inputs 1 - 24
- A1 - Camera 1    B1 - Camera 9    C1 - Camera 17
- A2 - Camera 2    B2 - Camera 11    C2 - Camera 18
- A3 - Camera 3    B3 - Camera 12    C3 - Camera 19
- A4 - Camera 4    B4 - Camera 13    C4 - Camera 20
- A5 - Camera 5    B5 - Camera 14    C5 - Camera 21
- A6 - Camera 6    B6 - Camera 15    C6 - Camera 22
- A7 - Camera 7    B7 - Camera 16    C7 - Camera 23
- A8 - Camera 8    B8 - Camera 17    C8 - Camera 24
- 2 - AC110/220 V 60/50Hz
- 3 - Keyboard and Mouse
- 4 - 10G Slomo network
- 5 - 1920 x 1080 - Multiviewer
- 6 - 1920 x 1080 - Engineer/Referee Interface
- 7 - Timing Device Interface
- 8 - VR Remote Control
- 9 - VR SDI output Option
- 10 - 1920 x 1080 - Referee Interface
- 11 - VR SDI output Signal
- 12 - Reference connection
- 13 - Reference connection
- 14 - Scoreboard camera
- 15 - SBC SDI In Option/vR Keypad
- 16 - vR Keypad

- SDI
- Proprietary vR-CAM Cable
- Ethernet
- DVI/HDMI/DP
- RS-232/422/485 to Scoreboard
- RS-232/422/485 to vR Control
- Power
- USB

  
 Use Slomo 900.003.043.10 Cable  
 for BNC Connections 1